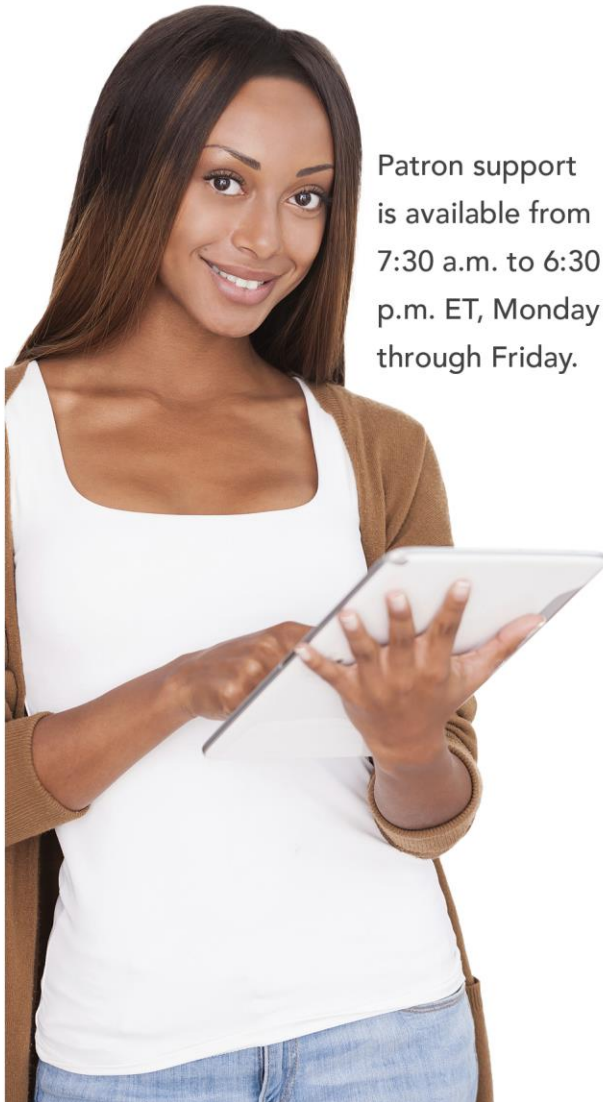


### Have Questions?

Contact the Zinio for Libraries support team directly at [yourbdigitalsupport@recordedbooks.com](mailto:yourbdigitalsupport@recordedbooks.com).

Patron support is available from 7:30 a.m. to 6:30 p.m. ET, Monday through Friday.



# zinio

for LIBRARIES

**UNLIMITED**  
digital access to your  
favorite magazines!

Check out your library's website or visit the information desk for more details.



Grand Ledge Area  
District Library

[grandledge.lib.mi.us](http://grandledge.lib.mi.us)

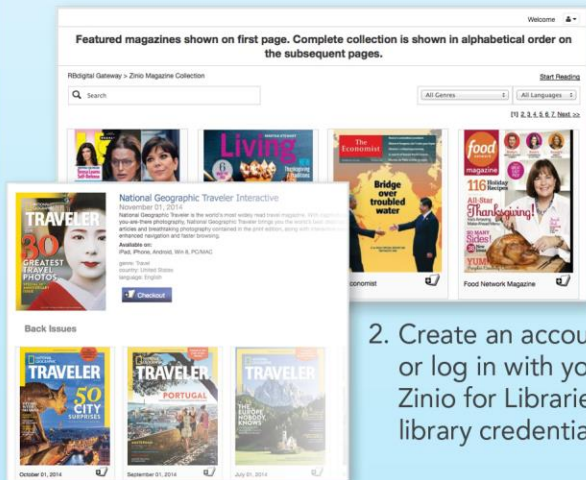


## Getting Started

Zinio for Libraries can be found in the RBdigital Gateway on your library's website.

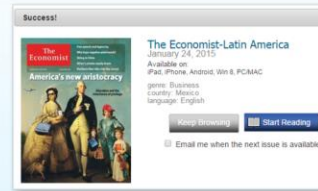
To enjoy Zinio for Libraries' wide selection of popular magazines, follow these simple instructions.

1. Browse the collection and check out any title you like by selecting the **CHECKOUT NOW** icon or clicking on the cover for more information about the publication and then selecting **CHECKOUT**.



2. Create an account or log in with your Zinio for Libraries library credentials.

3. Click **KEEP BROWSING** or **START READING**. You may also opt-in to receive email notifications of when the next issue is available.



## Reading Online in Your Browser

1. Click **START READING** to instantly read your magazine on your computer or mobile-device browser. The viewer will open in a second window.

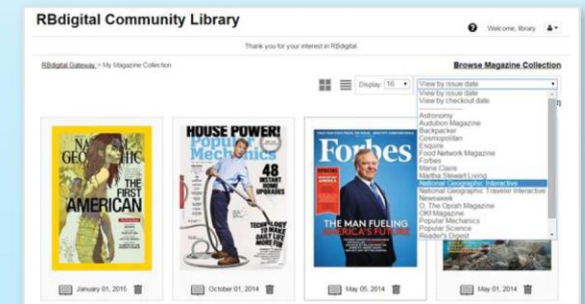


2. Toggle back to the **MAGAZINE COLLECTION** tab to check out additional magazines.

## Managing Your Magazines

Zinio for Libraries magazines can also be read from within your personal reading collection.

1. Select the **MY COLLECTION** link to access all of your previously checked-out magazines.
2. Click on a magazine cover or the **MY COLLECTION** icon.
3. Update display settings.
4. View your personal collection by issue date, checkout date, or specific publication.
5. Remove any unwanted magazine issue by selecting the **DELETE/TRASH** icon.



## Checking Out and Reading with Mobile Apps



Enhance your reading experience with Zinio for Libraries mobile apps, including those for iPad®, iPhone®, Android™, and Kindle Fire™/HD/HDX. Access your app store directly or from the links provided on the library collection page.

The Kindle Fire app requires that you enable your device to accept apps from "other" non-Kindle Store sources. Kindle Fire™/HD/HDX install instructions are in the footer of the Zinio for Libraries page.



Zinio for Libraries apps require downloaded editions of the magazine.

Use the Zinio for Libraries mobile app to read your magazines and check out additional magazines. To check out additional magazines, select **CHECKOUT MAGAZINES** on your device and check out magazines from your library collection. Return to your app by selecting **RETURN TO LIBRARIES** on iOS devices or by selecting the return arrow on Android or Kindle devices. Select magazines to download and read.

For additional help, visit the information desk or click on the **?** icon on the library collection page.

*Thank you for using Zinio for Libraries!*